


bolero mini

USER MANUAL



Contents

- 02** Introduction
- 03** Before use
- 04** Specifications
- 05** Speaker placement
- 06** Connections
- Others

Congratulations!

Thanks for purchasing the Bolero Mini speaker. We are sure that you will enjoy all kinds of music from our inspired quality product.

Designed and engineered by well credited team of experts, Lars&Ivan products assure to provide the best audio quality products to our customers. So whether you like jazz, rock, hip hop, alternative,...you will find that our products provide top quality sound. Design, quality, simplicity, and beauty are the criteria of Lars&Ivan. We believe our designs matches perfectly with all living spaces.

The following manual contains important information about your new Lars&Ivan product. We recommend that you read the contents of this manual before using the equipment. Please enjoy!

Your Lars&Ivan team

Before use

1. Do not locate in the following places

To ensure long-lasting use, do not locate the Bolero Mini speaker where:

- Exposed to direct sunlight.
- Near to sources of heat such as heaters.
- Highly humid or poorly ventilated.
- Dusty.
- Subjected to mechanical vibrations.
- On wobbly, inclined or otherwise unstable surfaces.
- Radiated heat is blocked such as in cramped audio racks.

2. Important

When seeking warranty service, it is the responsibility of the consumer to establish proof and date of purchase. Your purchase receipt or invoice is adequate for such proof.

3. Retain your purchase receipt

Your purchase receipt is your permanent record of valuable purchase. It should be kept in a safe place to be referred to as necessary for insurance purpose or when corresponding with Lars&Ivan.

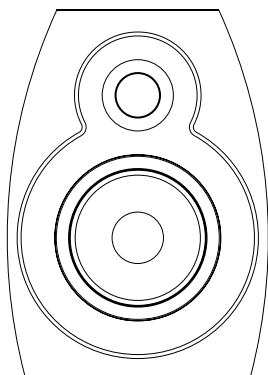
4. Warnings

- Do not expose the equipment to rain or moisture.
- Do not remove the cover from the equipment.
- Do not insert anything into the equipment through the ventilation holes.
- Do not cover the ventilation with any items such as tablecloths, newspapers, curtains, etc.

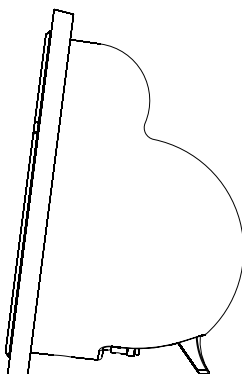
Specifications

Product specification

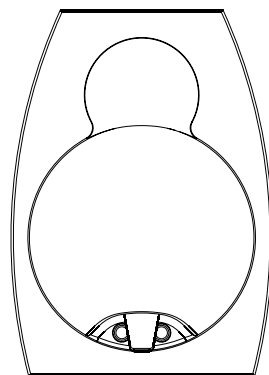
- Power Handling: 4 ohms, nominal 20 W RMS, compatible to amp up to 40 W output.
- Frequency range (± 3 dB): 110 Hz ~ 20 kHz.
- Sensitivity: 84 dB SPL (1 w @ 1 m).
- Amplification compatible: with amp from 10 W to 40 W Output / Channel.
- Driver units: One 70 mm mid-range / bass driver and 19 mm High frequency soft dome tweeter.
- Dimensions (HxWxD): 184 x 132 x 120 mm / speaker.
- Weight: 2.2 kg / pair (without wire and packaging).



Front



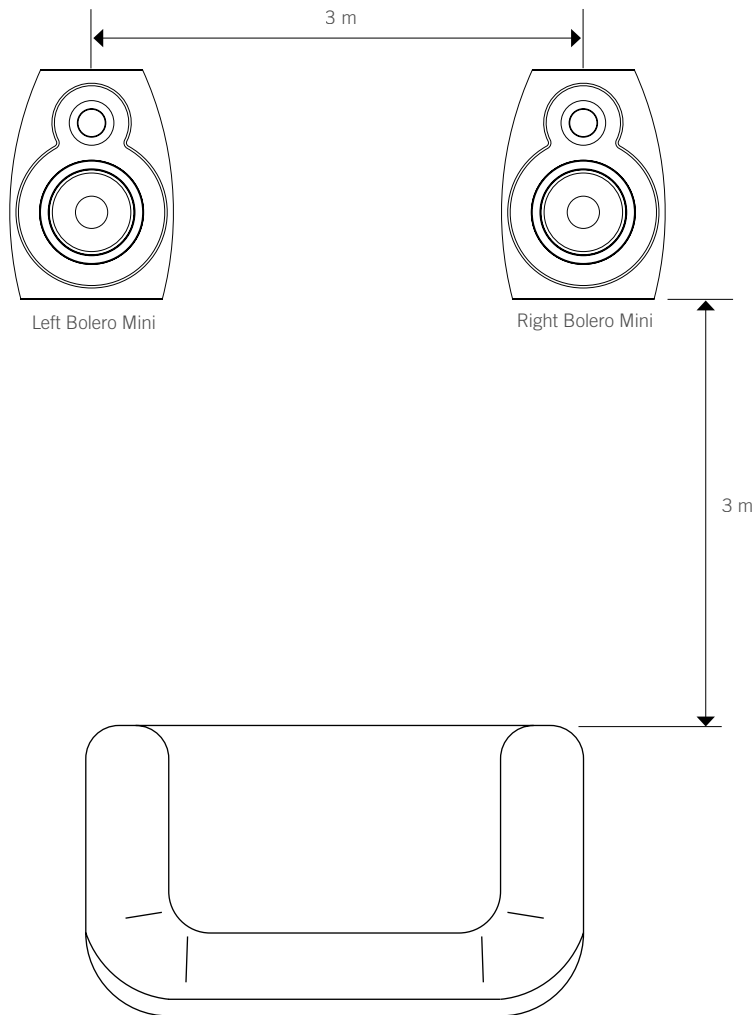
Side



Back

Speaker placement

Proper placement of the speakers is an important step in obtaining the most realistic soundstage. These recommendations are for the optimal placement of the loudspeakers. Use these placement recommendations as a guide. Slight variations will not diminish your listening pleasure. The Bolero Mini speaker is magnetic shielded and can be safely placed near a TV or monitor.



Connections

Speaker connections

Speaker and electrical terminals have corresponding (+) and (-) terminals. It is important to connect both speakers identically:

(+ = Red) on the speaker to (+) on the amplifier.

(- = Black) on the speaker to (-) on the amplifier.

Others

This section describes the care and maintenance tasks that must be performed to optimize the operation of your Lars&Ivan component.

Cleaning of equipment external surfaces

The exterior finish of your unit will last indefinitely with proper care and cleaning.

Never use scouring pads, steel wool, scouring powders or harsh chemical agents (e.g., dye solution), alcohol, thinner, benzene, insecticide or other volatile substances as these will affect the finish of the equipment. Likewise, never use cloths containing chemical substances. If the equipment get dirty, wipe the external surfaces with a soft, lint-free cloth.

A note about recycling

This product's packaging materials are recyclable and can be reused.

This product and the accessories packed together are the applicable product to the directive.

Please dispose of any materials in accordance with your local recycling regulations. When discarding the unit, comply with your local rules or regulations.

Warranty

For warranty information, contact your local Lars&Ivan distributor.

Retain your purchase receipt

Your purchase receipt is your permanent record of a valuable purchase.

It should be kept in a safe place to be referred to as necessary for insurance purposes or when corresponding with Lars&Ivan.

Important

When seeking warranty service, it is the responsibility of the consumer to establish proof and date of purchase. Your purchase receipt or invoice is adequate for such proof.

Technical Support

Please contact your local distributor found @ <http://www.lars-ivan.com>

